

Fund Overview

Investment Management Style

Maturity: Intermediate-term

Fund Information

Ticker symbol:	LBHIX
Inception date:	10/31/97
Total Net Assets:	\$724.7 million
Benchmark:	Barclays Capital U.S. Corporate High Yield Bond Index
Gross Expense Ratio:	0.47%
Net Expense Ratio:	0.47%

Refer to the Fund's prospectus for minimum initial investment details.

Investment Objective

Seeks high current income and, secondarily, growth of capital.

Investment Strategy

- Invests in high-yield, high-risk bonds and other debt obligations or preferred securities, with a focus on "junk bonds" rated within or below the "Ba" category as defined by Moody's.
- Emphasizes middle-tier high-yield bonds while minimizing exposure to more speculative high-yield bonds.
- Uses smaller allocations to convertible and preferred securities to reduce volatility and enhance total return potential.

Investment Performance - Average Annual Total Return*

	3 Mo.	YTD	1 Yr.	3 Yr.	5 Yr.	10 Yr.	Inception
I Shares	5.78%	5.78%	6.50%	19.85%	7.30%	8.10%	N/A
Lipper High Current Yield Median	5.27%	5.27%	5.07%	20.55%	6.20%	7.63%	—
Barclays Capital U.S. Corporate High Yield Bond Index	5.34%	5.34%	6.45%	23.87%	8.10%	9.24%	—

*Performance data cited represents past performance and should not be viewed as an indication of future results. Investment return and principal value of the investment will fluctuate so that an investor's shares, when redeemed may be worth more or less than the original cost. Current performance may be lower or higher than the performance data quoted. Call 800-THRIVENT or visit Thrivent.com for performance results current to the most recent month-end.

Institutional Class shares carry no sales charges.

Lipper figures do not include sales charges or fees. If included, returns would have been lower.

The Barclays Capital U.S. Corporate High Yield Bond Index is an index which measures the performance of fixed-rate non-investment grade bonds. An index is unmanaged, and investments cannot be made directly into an index.

Fund Management



Paul J. Ocenasek, CFA

Began managing this fund: 1997
Investment experience: 23 years

Risks: The Fund typically invests a majority of its assets in high-yield bonds (commonly referred to as junk bonds). Although high-yield bonds typically have a higher current yield than investment-grade bonds, high-yield bonds are also subject to greater price fluctuations and increased risk of loss of principal than investment-grade bonds. These and other risks are described in the Fund's prospectus.

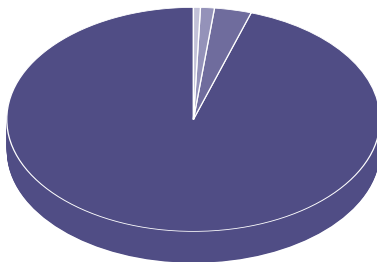
Thrivent High Yield Fund

March 31, 2012



Fund Diversification¹

Corporate Bonds	95.0%
Agency Short Term	3.2%
Preferred Stock	1.2%
Asset Backed Securities	0.6%



Fund Statistics¹

Number of holdings:	261
Average Life (years) ² :	6.0
Standard Deviation ³ :	

3-year	5-year	10-year
10.93%	13.05%	10.44%

30-Day SEC Yield: **6.48%**
(Previous 30 calendar days ending March 31, 2012.)

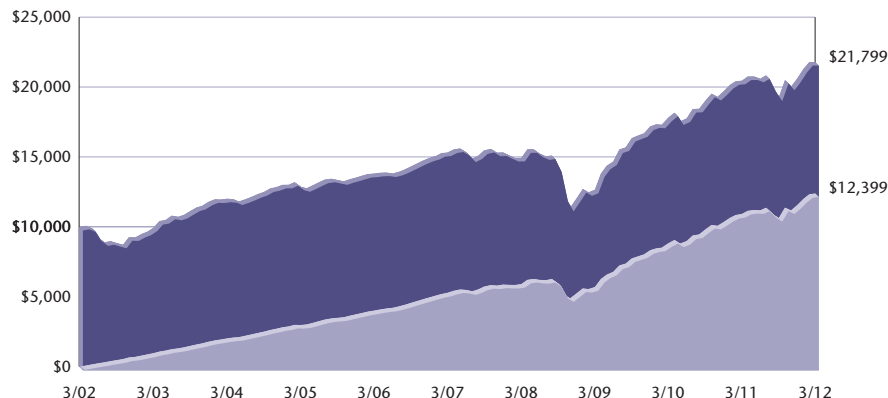
Top Ten Holdings

Intelsat Bermuda, Ltd.	1.10%
Intelsat Jackson Holdings SA	0.92%
Clear Channel Worldwide Holdings, Inc.	0.87%
Sprint Nextel Corporation	0.84%
Omega Healthcare Investors, Inc.	0.82%
AES Corporation	0.82%
Sprint Nextel Corporation	0.80%
NOVA Chemicals Corporation	0.77%
Case New Holland, Inc.	0.75%
Icahn Enterprises, LP	0.75%

Growth of a \$10,000 Investment

Value of Class I Shares

■ Total Market Value (Assumes the Reinvestment of all Dividends and Capital Gains)
■ Accumulated Dividends and Capital Gains




Performance of other classes will be greater or less than the line shown based on the differences in loads and fees paid by shareholders investing in the different classes.

Calendar Year Total Returns (%)

2002	2003	2004	2005	2006	2007	2008	2009	2010	2011
-6.44	27.62	10.19	3.97	10.42	2.62	-21.32	42.51	14.67	4.50

Bond Quality Rating Distribution⁴



¹This is subject to change.

²Average Life: Average length of time before the bond issuer pays the bond holder.

³Standard Deviation: A statistical measure of volatility. The higher the standard deviation, the riskier an investment is considered to be.

⁴Bond Quality Ratings Distribution: Thrivent Financial uses the most recent quarter-end credit ratings assigned by Moody's Investor Services, Inc. and Standard & Poor's Financial Services, LLC to issuers of individual securities in the Fund. When the agencies' ratings differ, Thrivent Financial uses the lower of the two ratings.

Investing in a mutual fund involves risks, including the possible loss of principal. The prospectus contains more complete information on the investment objectives, risks, charges and expenses of the fund, which investors should read and consider carefully before investing. Prospectuses are available from a Thrivent Financial representative or at Thrivent.com.

Insurance products issued or offered by Thrivent Financial for Lutherans, Appleton, WI. Not all products are available in all states. **Securities and investment advisory services are offered through Thrivent Investment Management Inc., 625 Fourth Ave. S., Minneapolis, MN 55415, 800-847-4836, a FINRA and SIPC member and a wholly owned subsidiary of Thrivent Financial for Lutherans.**

Thrivent Financial representatives are registered representatives of Thrivent Investment Management Inc., They are also licensed insurance agents of Thrivent Financial. Asset management services provided by Thrivent Asset Management, LLC, a wholly owned subsidiary of Thrivent Financial for Lutherans. For additional important disclosure information, please visit Thrivent.com/disclosures.