

## How to create a MyThrivent account

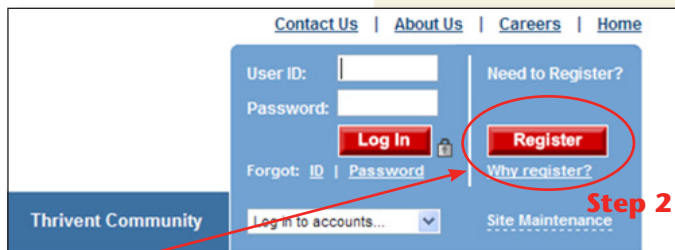
### Benefits of registering

Setting up a MyThrivent account provides you access to:

- Your online account information.
- Thrivent Financial for Lutherans member benefits.
- Lutherans Online.
- An easy way to direct Thrivent Choice Dollars<sup>SM</sup>.
- A way to participate in Thrivent Choice Voting<sup>SM</sup> Events and more.

### Creating your MyThrivent account

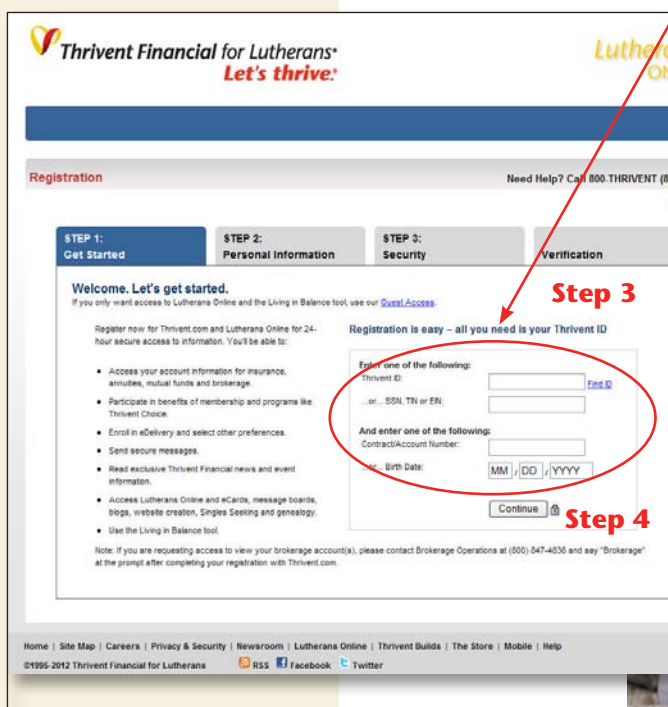
1. Visit [Thrivent.com](http://Thrivent.com).
2. Look for the blue box in the upper right corner. Click **Register**.



3. On the first registration screen:

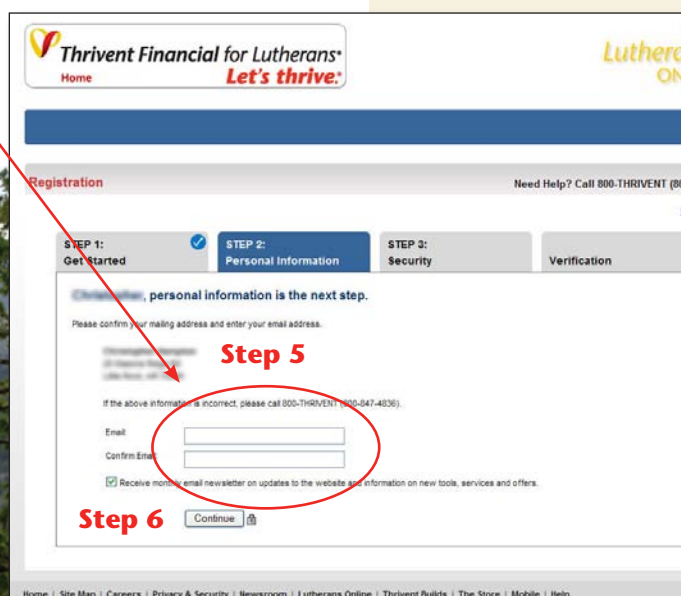
- a. Enter your Thrivent ID, Social Security number, TIN or EIN. You can find your nine-digit Thrivent ID on your Thrivent Choice letters or your product statements.
- b. Enter your contract/account number or birth date. You can find your contract/account number on product statements.

4. Click **Continue**.



5. On the second registration screen, enter your email address. Information on the first half will be filled in for you.

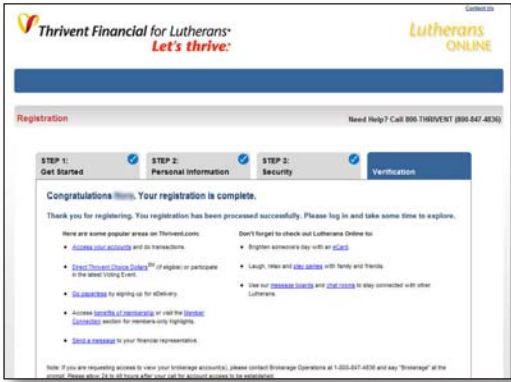
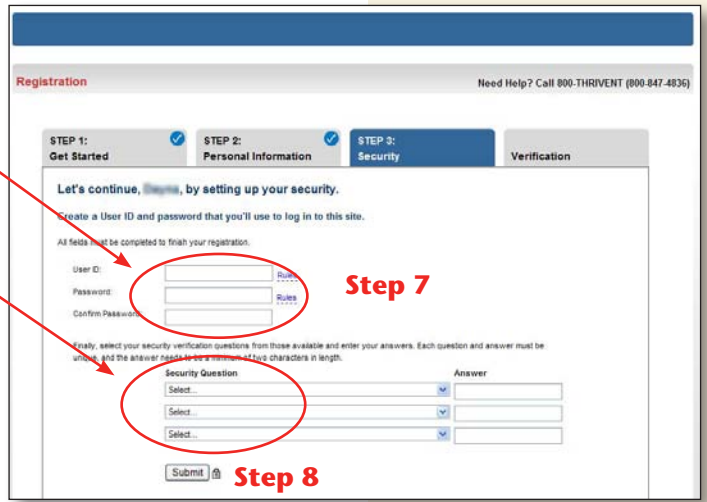
6. Click **Continue**.



7. On the third registration screen, create a user ID and password. Make sure your password is something you can easily remember but is hard for others to guess. Then choose three security verification questions from the 30 available and enter the answers.

8. Click **Submit**.

9. **Log in** to **Thrivent.com** using your new user ID and password.



That's all there is to it! Now you're ready to enjoy all the features and benefits of **Thrivent.com**, including your account and Thrivent Choice® information.

Directing Choice Dollars<sup>SM</sup>, participating in Voting Events and receiving Choice Dollars<sup>SM</sup> grant funds are subject to the Terms and Conditions of the Thrivent Choice® program. Visit [Thrivent.com/thriventchoice](http://Thrivent.com/thriventchoice) for complete Terms and Conditions.



Appleton, Wisconsin • Minneapolis, Minnesota  
Thrivent.com • 800-THRIVENT (800-847-4836)